



**Janell S MARTIN**  
County Treasurer

**SONORA, TEXAS 76950**

THE STATE OF TEXAS  
COUNTY OF SUTTON  
AFFIDAVIT

**FY 25-26 MONTHLY REPORT  
MARCH 2026**

The Treasurers' Monthly Report includes, but not limited to, money received and disbursed; and all other proceedings in the treasurer's office that pertain to the Financial Standing of Sutton County. {LGC 114.026(a)(b)}

The Treasurer's Books and the Auditor's General Ledger agree. The Bank Statements have been reconciled; any adjustments have been noted.

The affidavit must state the amount of the cash and other assets that are in the custody of the county treasurer at the time of the examination. {LGC 114.026 (d)} \$11,590,005.69 Month Ending Balance

The Treasurers' Monthly Report has been submitted, and the Bank Reconciliations are pending review by the Auditor. {LGC 114.026(b)}

All investments are in compliance with both the Public Funds Investment Act and the Sutton County Investment Policy. The investment strategy is passive, which maintains a liquid cash flow and safety of the investment as priorities. As your Treasurer, I keep a watchful eye to ensure that the "return of our principal" takes precedent over the "return on our principal". {GC 2256.023}


Therefore, Janell S. Martin, County Treasurer of Sutton County, Texas, who being fully sworn, upon oath, says that the within and foregoing report is true and correct to the best of her knowledge.

Filed with accompanying data this 27th day of April 2026.

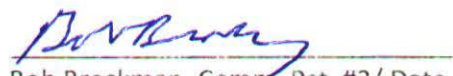
  
Janell Schniers Martin, Treasurer, Sutton County/ Date

Commissioners' Court having reviewed the Treasurer's Report as presented, having taken reasonable steps to ensure its accuracy and based upon presentations of the Treasurer's Office approve the report, subject to the independent auditor's review and request that it be filed with the official minutes of the meeting. {LGC 114.026(c)}


In Addition, the below signatures affirm that the Treasurer's Report complies with statutes as referenced. {LGC 114.026(d)}

  
Joseph Harris, County Judge/ Date

  
Lee Bloodworth, Comm. Pct. #1/ Date

  
Bob Brockman, Comm. Pct. #2/ Date

  
David Blessing, Comm. Pct. #3/ Date  
Date

  
Heraldo Martinez, Comm. Pct. #4/

		BEGINNING BALANCE	TOTAL DEBITS	TOTAL CREDITS	ENDING BALANCE
<b>ROAD &amp; BRIDGE FUND</b>					
15 -1050	CASH IN SONORA B	68,577.16	145.76	0.00	68,722.92
15 -1060	MM SONORA BANK F	623,420.57	1,855.85	0.00	625,276.42
15 -1070	CD -338 SONORA B	326,657.48	1,102.58	0.00	327,760.06
	<b>FUND 15 TOTAL</b>	<b>1,018,655.21</b>	<b>3,104.19</b>	<b>0.00</b>	<b>1,021,759.40</b>
<b>DISTRICT ATTY HOT CK FUND</b>					
40 -1050	CASH IN SONORA B	40.00	0.00	0.00	40.00
	<b>FUND 40 TOTAL</b>	<b>40.00</b>	<b>0.00</b>	<b>0.00</b>	<b>40.00</b>
<b>AMERICAN RESCUE PLAN</b>					
65 -1053	CASH - ARPA IN S	140,544.69	0.00	4,316.86CR	136,227.83
	<b>FUND 65 TOTAL</b>	<b>140,544.69</b>	<b>0.00</b>	<b>4,316.86CR</b>	<b>136,227.83</b>
<b>SUTTON COUNTY #911</b>					
71 -1050	CASH 911 IN SONO	5,926.23	12.60	0.00	5,938.83
	<b>FUND 71 TOTAL</b>	<b>5,926.23</b>	<b>12.60</b>	<b>0.00</b>	<b>5,938.83</b>
<b>SHERIFF SEIZURE FUND</b>					
89 -1070	CD 399 SONORA BA	86,206.67	214.39	0.00	86,421.06
	<b>FUND 89 TOTAL</b>	<b>86,206.67</b>	<b>214.39</b>	<b>0.00</b>	<b>86,421.06</b>
<b>APPELLATE COURT</b>					
90 -1050	CASH IN SONORA B	133.51	35.00	0.00	168.51
	<b>FUND 90 TOTAL</b>	<b>133.51</b>	<b>35.00</b>	<b>0.00</b>	<b>168.51</b>
<b>GENERAL CASH CONTROL</b>					
99 -1010	MMA ACCT SONORA	2,528,530.35	973,780.39	400,000.00CR	3,102,310.74
99 -1015	CD 332 SONORA BA	1,088,858.29	3,675.27	0.00	1,092,533.56
99 -1016	CD 334 SONORA BA	1,088,858.29	3,675.27	0.00	1,092,533.56
99 -1017	CD 335 SONORA BA	1,088,858.29	3,675.27	0.00	1,092,533.56
99 -1018	CD 336 SONORA BA	1,088,858.29	3,675.27	0.00	1,092,533.56
99 -1019	CD 337 SONORA BA	1,088,858.29	3,675.27	0.00	1,092,533.56
99 -1020	CD 400 SONORA BA	1,077,583.37	2,679.90	0.00	1,080,263.27

	BEGINNING BALANCE	TOTAL DEBITS	TOTAL CREDITS	ENDING BALANCE
99 -1105 SONORA BANK GEN	652,162.19	781,671.08	739,625.02CR	694,208.25
FUND 99 TOTAL	<u>9,702,567.36</u>	<u>1,776,507.72</u>	<u>1,139,625.02CR</u>	<u>10,339,450.06</u>
REPORT TOTALS	<u>10,954,073.67</u>	<u>1,779,873.90</u>	<u>1,143,941.88CR</u>	<u>11,590,005.69</u>

DEPT: ALL

PRELIMINARY

CALC. CT.: 1

PAYROLL NO#: 01

PAY PERIOD BEGINNING: 2/16/2026

PAY PERIOD ENDING: 3/01/2026

\*\*\* GRAND TOTALS \*\*\*

EARNINGS			BENF/REIMB		DEDUCTIONS			TAXES				
DESC	HRS	AMOUNT	DESC	AMOUNT	CD	ABBV	EMPLOYEE	EMPLOYER	DESC	TAXABLE	EMPLOYEE	EMPLOYER
SAL	80.00	27,657.26	FRING	54.00	AFA	AFAFT	231.93		FED W/H	137,206.67	12,929.58	
REG	3,436.05	89,752.87			AFC	AFCAP	952.84		FICA	148,243.64	9,191.12	9191.12
OVT	174.24	6,932.17			C02	CSCAS	402.00		MEDI	148,243.64	2,149.55	2149.55
VAC	135.23	3,008.42			CO4	CSCOR	553.85					
CESTR	10.26	0.00			DEN	DENT	403.43	752.22				
HOL	403.98	10,466.38			LF2	LFPRN	378.43	145.35				
SICK	216.55	5,491.33			LF3	LF3P		4.72				
ADMSO	80.00	2,006.80			MA1	MASA1	85.50					
ELWOR	106.83	1,068.30			MA2	MASAP	78.00					
CAR	0.00	500.00			MA4	MASAE	119.00					
OLS	40.50	1,315.29			MBW	MBW		28491.74				
SB22	0.00	6,044.77			MEC	MEDCH	2261.34					
CT	15.85	383.79			MEF	MEDFM	1005.12					
CE	17.91	0.00			MES	MEDSP	628.17					
					NAT	NAT	530.00					
					NYL	NYL	2276.40					
					TCD	TCDRS	10506.97	11302.49				
					VIS	VIS	118.54	263.52				
TOTALS:	4,717.40	154,627.38		54.00			20531.52	40960.04			24,270.25	11340.67

DEPARTMENT RECAP

DEPT NO#	GROSS	REGULAR	OVERTIME	LEAVE	OTHER	BENEFITS	DEDUCTIONS	TAXES	NET
10-400	5,919.61	5,599.91	0.00	319.70	0.00	0.00	733.85	766.26	4,419.50
10-409	1,068.30	0.00	0.00	0.00	1,068.30	0.00	0.00	0.00	1,068.30
10-435	300.00	300.00	0.00	0.00	0.00	0.00	0.00	24.10	275.90
10-450	6,443.06	6,091.81	0.00	351.25	0.00	0.00	1,063.20	704.12	4,675.74
10-455	8,833.02	7,139.81	0.00	1,193.21	500.00	0.00	1,412.72	1,030.60	6,389.70
10-475	6,413.20	5,473.55	0.00	555.03	384.62	0.00	1,507.40	679.29	4,226.51
10-495	6,784.07	5,657.21	0.00	1,126.86	0.00	0.00	700.10	1,173.12	4,910.85
10-497	3,197.66	3,197.66	0.00	0.00	0.00	0.00	400.64	423.09	2,373.93
10-499	5,539.93	4,882.61	386.39	270.93	0.00	0.00	904.72	912.45	3,722.76
10-510	1,742.80	1,568.52	0.00	174.28	0.00	0.00	151.00	283.97	1,307.83
10-511	2,105.20	1,563.64	0.00	541.56	0.00	0.00	172.36	270.91	1,661.93
10-512	24,561.22	16,862.39	2,696.91	3,754.00	1,247.92	0.00	2,198.15	5,345.95	17,017.12
10-517	3,628.16	3,091.06	0.00	537.10	0.00	0.00	291.94	381.21	2,955.01
10-560	41,012.01	26,211.72	3,848.87	3,217.10	7,734.32	0.00	6,630.17	6,610.81	27,771.03
10-650	5,574.37	4,156.44	0.00	1,417.93	0.00	0.00	622.85	842.27	4,109.25
10-660	3,338.66	2,850.04	0.00	458.62	0.00	30.00	292.52	569.55	2,446.59
10-665	3,507.39	2,881.52	0.00	625.87	0.00	0.00	291.91	591.87	2,623.61

3/02/2026 2:22 PM  
 DEPT: ALL  
 PAYROLL NO#: 01  
 PAY PERIOD BEGINNING: 2/16/2026  
 PAY PERIOD ENDING: 3/01/2026

PAYROLL CALCULATION

PRELIMINARY

-----DEPARTMENT RECAP-----

DEPT NO#	GROSS	REGULAR	OVERTIME	LEAVE	OTHER	BENEFITS	DEDUCTIONS	TAXES	NET
15-611	24,462.72	19,632.24	0.00	4,806.48	0.00	24.00	3,157.99	3,441.55	17,839.18
73-475	250.00	250.00	0.00	0.00	0.00	0.00	0.00	219.13	30.87
TOTALS	154,681.38	117,410.13	6,932.17	19,349.92	10,935.16	54.00	20,531.52	24,270.25	109,825.61

REGULAR INPUT: 62      MANUAL INPUT: 0      CHECK STUB COUNT: 0      DIRECT DEPOSIT STUB COUNT: 62

DEPT: ALL

PRELIMINARY

CALC. CT.: 2

PAYROLL NO#: 01

PAY PERIOD BEGINNING: 3/02/2026

PAY PERIOD ENDING: 3/15/2026

\*\*\* GRAND TOTALS \*\*\*

-----EARNINGS-----			-----BENF/REIMB-----		-----DEDUCTIONS-----			-----TAXES-----				
DESC	HRS	AMOUNT	DESC	AMOUNT	CD	ABBV	EMPLOYEE	EMPLOYER	DESC	TAXABLE	EMPLOYEE	EMPLOYER
SAL	162.00	54,725.38	FRING	282.33	AFA	AFAFT	231.93		FED W/H	154,846.27	12,684.01	
REG	3,515.19	92,247.24			AFC	AFCAF	952.84		FICA	167,211.39	10,367.15	10367.15
OVT	90.10	3,570.61			C02	CSCAS	402.00		MEDI	167,211.39	2,424.57	2424.57
VAC	104.54	2,814.83			CO4	CSCOR	553.85					
SICK	186.41	5,204.17			DBP	DENBP	29.32	55.72				
ELOFF	0.00	5,674.53			DEM	DENMO	29.32	83.58				
ADMSO	76.75	1,925.27			DEN	DENT	402.43	766.15				
ELWOR	14.41	144.10			LF2	LFPRN	378.43	148.20				
OLS	26.00	823.44			LF3	LF3P		10.42				
SB22	0.00	6,664.45			LFB	LIFBP	5.70	11.40				
CT	23.29	694.90			LFM	LFMPR		5.70				
CE	16.60	0.00			MA1	MASAI	85.50					
					MA2	MASAP	78.00					
					MA4	MASAE	119.00					
					MA6	MASAI	19.00					
					MA8	MASAP	14.00					
					MBP	MEDBP		2150.32				
					MBW	MBW		29029.32				
					MCM	MCM	753.78					
					MEC	MEDCH	2261.34					
					MEF	MEDFM	1005.12					
					MEO	MEO		3225.48				
					MES	MEDSP	628.17					
					MSM	MSPM	1256.34					
					NAT	NAT	530.00					
					NYL	NYL	2276.40					
					TCD	TCDRS	11835.12	12731.15				
					UNI	UNIF	88.72					
					VBP	VISBP		9.76				
					VIM	VIM		29.28				
					VIS	VIS	126.42	268.40				
TOTALS:	4,215.29	174,488.92		282.33			24062.73	48524.88			25,475.73	12791.72

-----DEPARTMENT RECAP-----

DEPT NO#	GROSS	REGULAR	OVERTIME	LEAVE	OTHER	BENEFITS	DEDUCTIONS	TAXES	NET
10-400	6,005.00	6,005.00	0.00	0.00	0.00	0.00	739.83	780.73	4,484.44
10-401	5,466.24	0.00	0.00	0.00	5,466.24	0.00	2,443.96	431.56	2,590.72
10-409	144.10	0.00	0.00	0.00	144.10	0.00	0.00	0.00	144.10
10-435	1,709.75	1,400.25	0.00	0.00	102.17	207.33	98.69	351.77	1,051.96

DEPT: ALL

PRELIMINARY

CALC. CT.: 2

PAYROLL NO#: 01

PAY PERIOD BEGINNING: 3/02/2026

PAY PERIOD ENDING: 3/15/2026

-----DEPARTMENT RECAP-----

DEPT NO#	GROSS	REGULAR	OVERTIME	LEAVE	OTHER	BENEFITS	DEDUCTIONS	TAXES	NET
10-450	6,443.06	6,187.44	0.00	255.62	0.00	0.00	1,063.20	704.12	4,675.74
10-455	8,336.01	7,413.97	0.00	922.04	0.00	0.00	1,377.93	937.05	6,021.03
10-465	5,449.25	5,343.13	0.00	0.00	106.12	0.00	346.46	598.18	4,504.61
10-475	6,456.01	5,912.02	0.00	159.37	384.62	0.00	1,510.40	686.55	4,259.06
10-495	6,765.53	6,727.71	0.00	37.82	0.00	0.00	698.81	1,169.63	4,897.09
10-497	3,197.66	3,197.66	0.00	0.00	0.00	0.00	400.64	423.09	2,373.93
10-499	5,153.54	5,067.40	0.00	86.14	0.00	0.00	877.67	839.77	3,436.10
10-510	1,742.80	1,685.72	0.00	57.08	0.00	0.00	151.00	283.97	1,307.83
10-511	2,105.20	1,818.37	0.00	286.83	0.00	0.00	172.36	270.91	1,661.93
10-512	13,856.96	9,061.77	542.35	2,692.94	1,559.90	0.00	1,448.85	2,313.45	10,094.66
10-517	3,628.16	3,628.16	0.00	0.00	0.00	0.00	291.94	381.21	2,955.01
10-560	40,292.28	28,183.55	3,028.26	1,611.83	7,468.64	0.00	6,579.79	6,298.76	27,413.73
10-630	166.40	166.40	0.00	0.00	0.00	0.00	0.00	12.73	153.67
10-650	4,532.07	4,059.68	0.00	472.39	0.00	0.00	548.90	682.99	3,300.18
10-660	3,247.38	2,954.07	0.00	263.31	0.00	30.00	286.14	552.36	2,378.88
10-665	3,507.39	3,274.10	0.00	233.29	0.00	0.00	291.91	591.87	2,623.61
15-611	24,483.12	22,802.88	0.00	1,635.24	0.00	45.00	3,248.14	3,447.34	17,742.64
55-550	20,458.34	20,458.34	0.00	0.00	0.00	0.00	1,486.11	3,305.11	15,667.12
73-475	1,625.00	1,625.00	0.00	0.00	0.00	0.00	0.00	412.58	1,212.42
TOTALS	174,771.25	146,972.62	3,570.61	8,713.90	15,231.79	282.33	24,062.73	25,475.73	124,950.46

REGULAR INPUT: 79

MANUAL INPUT: 0

CHECK STUB COUNT: 0

DIRECT DEPOSIT STUB COUNT: 79